



## GS Technical Data Sheet

### GS MF638

#### Performance

Voltage	12V
Capacity (20-hour)	140Ah
Cold Cranking Amps (EN1)	1100A

#### Dimensions

Length	508mm
Width	175mm
Height	205mm

#### Weights & Measures

Mean Weight with Acid	36.5kg
-----------------------	--------

#### Container Features

Case Type	Tractor
Hold Down	B1
Handles	✓

#### Technology

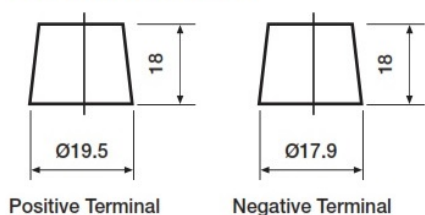
Recommended Charge Rate	A
Performance Marking	W2-C2-V2-E1



#### Terminal Type

##### T1

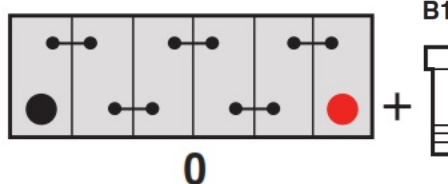
Standard DIN Post



Positive Terminal

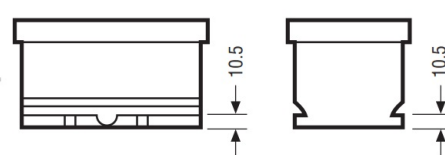
Negative Terminal

#### Cell Assembly Layout



#### Battery Hold-down

##### B1



Data Sheet generated on 18/05/2021 – E&OE